

4 Why I make

List your motivations to make, why you use the materials you do, why the themes in your work interest you.

5 Who connects

List 5-10 groups of people whose interests might relate to the materials, processes or themes in your work.

2 What I make

List 5-10 words that describe the outcomes and themes you explore in your work.

6 Where I share

List all the places where people might encounter you as an artist and your work.

1

collaborate
co-create
congregate

Expanding your creative practice

7 Where next

List any other ways you would like to share your approach and your work with others.

8 Big picture

List your broader ideals. Think about if these align when seeking or creating opportunities.

This resource is for artists looking to expand their practice through sharing skills and ideas, generating creative projects with communities, or co-creating and collaborating with other people.

Use the 'How to make a zine' guide to fold this into a handy sized booklet. Take it somewhere you like to think and make notes. Use the prompts on the reverse to map your arts practice and see how it could connect to others in ways that generate exciting relevant exchanges.

Considerations when working with others:

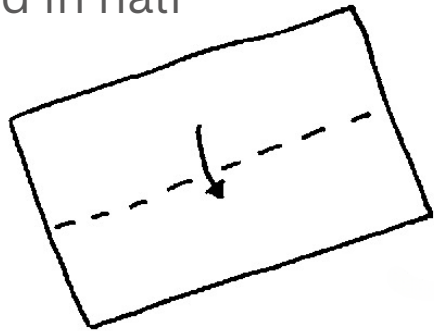
- Make space for everyone to speak
- Listen
- Consider how you communicate
- Allow time for processing
- Everyone brings something (creativity, ideas, potential, past experiences, expectations both positive and negative, energy, etc.)
- Be clear about your role
- Define what a positive outcomes would look like for all the people involved
- Be mindful of everyones time and energy
- Share trust
- Make your care evident
- Materials and time are gifts
- Create the conditions for creative freedoms

More resources:

- *How we hold: rehearsals for art and social change*, Serpentine Education and Civic
- *Do it: The Compendium*, Hans Ulrich Obrist
- *100 ideas for Primary Teachers: Questioning*, Peter Worley
- *Teaching to Transgress: Education as the Practice of Freedom*, bell hooks
- *Teaching Community: A Pedagogy of Hope*, bell hooks
- *The phantom of liberty: Contemporary Art and Pedagogical Paradox*, Tone Hansen and Lars Bang Larsen (eds.)
- *Teaching for people who prefer not to teach*, M. Bayerdoerfer and R. Schweiker
- *Oblique Strategies*, Brian Eno and Peter Schmidt
- *A widening Field*, Miranda Tuffnell

How to make a zine

1. Fold in half



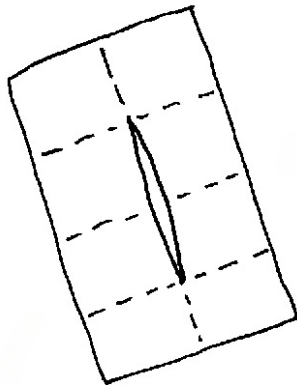
2. Fold in half again



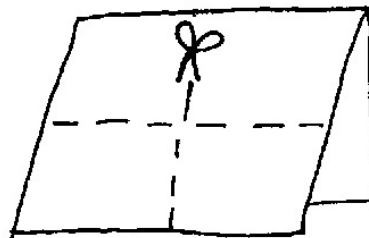
3. Fold in half again



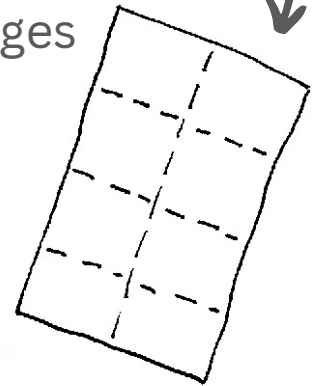
6. Unfolded, it should look like this



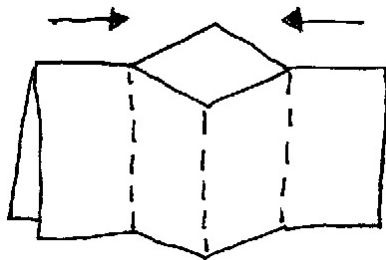
5. Fold in half and cut along the fold on the 2 centre pages



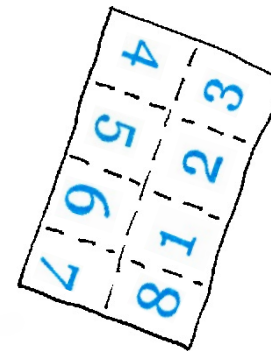
4. Unfold to find 8 pages



7. Fold in half and push together



8. Number your pages



You are ready to fill your zine!

